



Salima likes flowering plants very much. She grows different flowering plants in her house. She waters them regularly. She takes care of plants and prevents others from plucking the leaves and branches.

Salima adopted a few plants at her school. She looks after them carefully and waters them regularly. She visits the school even in the holidays to water the plants. One day, Akhila visited Salima's house for flowers.

Both saw different flowering plants and plucked some flowers.






Name the flowering plants seen by Akhila and Salima.
 Which flowers would they have plucked?
 Write down the names of some other flowering plants you know.
 What might Akhila and Salima have done with the flowers?
 When and for what purpose do we use flowers?



Not only flowering plants but also vegetables and fruits are grown at Salima's house. Look at the picture and observe them.





Know the details of the plants that are grown in the houses of your friends. Fill in the table with the particulars.

Name of the friend	Names of the plants that are grown
1.	
2.	
3.	
4.	
5.	
6.	

Which plants are grown in most of the houses?

Which plants are grown in least of the houses?

Generally, different plants are grown in the open court yard of the house. Some people don't have open space in front of their houses. How do such people grow plants? What plants do they grow?


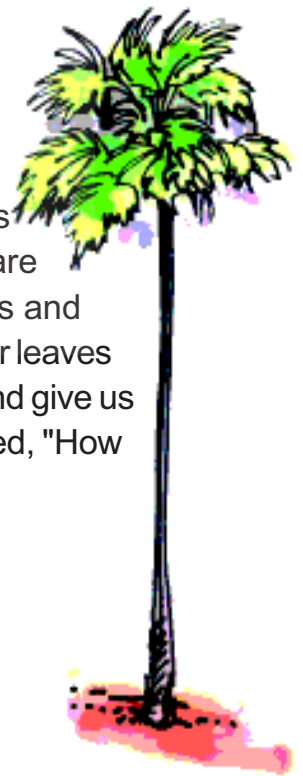
Akhila and Salima went outside to play. All the children were playing under the banyan tree. The trees like tamarind, neem are also there along with the banyan tree. Akhila and Salima play there along with the children.

What are the uses of trees? Think.....



Do all trees look alike?

Akhila and Salima observed the leaves, branches and stems of various plants in the garden. Some are big in size and some are small. Some plants have smaller leaves and others have longer and broader leaves. Which trees will have smaller leaves and which will have bigger leaves? Name the trees that are large and give us shade. Akhila saw a tall palm tree outside their house and exclaimed, "How tall the tree is!"





Different types of plants and trees grow around us. Are they all of the same height? Some of these grow less than your height. Some grow up to your height. And some grow more than your height. Identify such plants and trees and write in the table.



Plants that grow less than your height	Plants that grow about your height	Plants that grow more than your height

The trees such as, banyan, tamarind, neem, mango, etc., are big in size with many branches. They give us shade. That is why these are grown along the side of the roads. The leaves, flowers and fruits of these trees are useful to us. We get wood from the trees. Many things are made with wood. Palm tree grows tall without branches. The leaves of the palm trees are used as the roofs of the huts.

Think and tell your friends the uses of different trees.

Why should we grow trees?

There is a mango tree in Akhila's garden. Do you know the uses of a mango tree? Pickles are prepared with mangoes. We eat mango fruits. People decorate their houses with the leaves of mango tree during festivals. They tie the swing to the mango tree and enjoy swinging.





You have learnt the uses of the mango tree. What are the uses of the trees given below? Discuss in groups and write.



Coconut Tree



Neem Tree

The trees that do not grow around us:

We eat different fruits. Some of these trees grow in our area, whereas the other fruit bearing trees may not grow in our area. Akhila likes to eat apples. But she has never seen the apple tree. Write down the names of the fruit trees you have never seen.



.....

.....

.....

.....

.....

.....

.....



Water plants, desert plants :

Salima and Akhila went along with their friends to the farm. They saw lotus flowers in the pond nearby. Fisherman, Somaiah plucked the lotus flower and gave it to them. On the way home, Akhila stopped by a plant. She said, "Look at this plant, how funny it looks! It has no leaves and there are so many thorns. Which plant is this?" What Salima might have replied? Guess :

Observe the pictures given below :




Water - Lilly



Lotus




Aloevera Plant (Kalabanda)



Cactus (Brahmajemudu)

The plants like water-lily and lotus grow in water. They are called water plants. cactus and aloevera grow in sandy soils and places with less water. These are called desert plants.



Key words

1. Uses of trees
2. Adoption of plants
3. Plants grown at houses
4. Plants grown outside
5. water plants
6. Desert plants

What have we learnt?

- ★ Different plants grow in our localities.
- ★ The plants around us are different. Some grow very tall. Some are very short. Some are small in size.
- ★ Trees like neem grow bigger with branches. Trees like palm grow taller without branches.
- ★ There are many uses of trees. We get flowers, fruits and wood from trees.
- ★ Some trees do not grow in our surroundings. But we use the flowers, fruits and wood of these trees.
- ★ The plants like cactus, aloe vera grow in sandy soils. These are called desert plants.

DO THIS





Conceptual Understanding

1. Give a few examples of flowering plants and fruit bearing trees.
2. Write the similarities and differences between the wild-date (Eetha chettu) and mango tree.
3. Look, tell and write the similarities and differences between Jasmine and hibiscus (malle and mandara) plants.
4. Which plants do not grow in your surroundings?
5. Write the differences between banyan tree and palm tree in the table given below.




	Banyan tree	Palm tree
Height		
Leaves		
Branches		



6. Observe the houses of Sita and Lakshmi.



House of Sita



House of Lakshmi

- ◆ Whose house do you like more and why?
- ◆ What all are there in Sita's house? What is not there in Lakshmi's house?
- ◆ Whose house did you like most and why?
- ◆ What would you do if you have open space in front of your house like Lakshmi's house?

7. Sita grows plants at her house. She keeps the house clean. Tick '✓' the things you do at your home.


- ◆ I grow plants at my home. ()
- ◆ I water them every day. ()
- ◆ I take care that no branches and leaves are plucked. ()
- ◆ I clean the surroundings of the plants. ()
- ◆ I remove dried, fallen leaves. ()
- ◆ I would pickout the fallen leaves and clear the ground. ()
- ◆ I have adopted some plants at my school. Now I am growing them carefully. ()

8. The houses should have plants because



Draw and Colour the pictures.

1. Draw and colour the pictures given below.



2. Draw the picture of the tallest tree in your area. Colour it. Write about it .



Information Skills - Project work

1. How many names of plants/trees do you know in your surroundings. Write their names. Learn and write the names of unknown plants.
2. Write down the names of the trees that give us flowers, fruits, shade and wood.

Plants that give us flowers	Trees that give us fruits	Trees that give us shade	Trees that give us wood
.....
.....
.....



Appreciation

1. How do you feel when someone breaks the branches of a tree? What do you do then?
2. Many plants are there in Salima's school. You know that she takes care and waters the plants during the holidays also. You also plant a sapling at your school or adopt one plant and water it regularly. Observe and tell what happened after one month.



Ask a Question

1. Akhila wanted to know about water plants. She went to a nearby pond. She met grandpa Ramaiah there. She asked him questions about water plants. What questions she might have asked? Write down the questions. Write down the answers that Ramaiah might have given.



Can I do this?



- | | |
|---|--------|
| 1. I can tell which trees grow taller and which trees grow shorter. | Yes/No |
| 2. I can tell the uses of trees. | Yes/No |
| 3. I can explain about the water plants and desert plants. | Yes/No |
| 4. I can draw and colour the pictures of flowers, plants and trees. | Yes/No |
| 5. I can ask questions about plants and trees. | Yes/No |

