

UNIT - 4


THE MOUSE AND THE PENCIL

I. *Look at the picture.*



1. Have you ever seen or heard of a bat and a book as shown in the picture?
2. If they were to talk to each other, what do you think, they would talk?

Free distribution by A.P. Government





II A. *Look at the picture and answer the questions.*


1. What do you see in the picture?
2. What do you think the rat will do with the pencil?
3. What do you think the pencil can do to the rat?



B. *Listen to your teacher and answer the questions.*

1. What do you think the pencil saw?
2. What, according to you, will the pencil do now?

Free distribution by A.P. Government



III. *Read the story.*

The mouse and the pencil

The pencil saw a little mouse. The mouse was looking for something to eat. He found the pencil.

“I am going to bite you,” said the mouse and he bit the pencil hard.

“You are hurting me,” said the pencil. “Let me draw for you one last picture and then you can do what you like!”

“Very well,” said the mouse.

The pencil drew a big circle.

“Is that cheese?” asked the mouse.

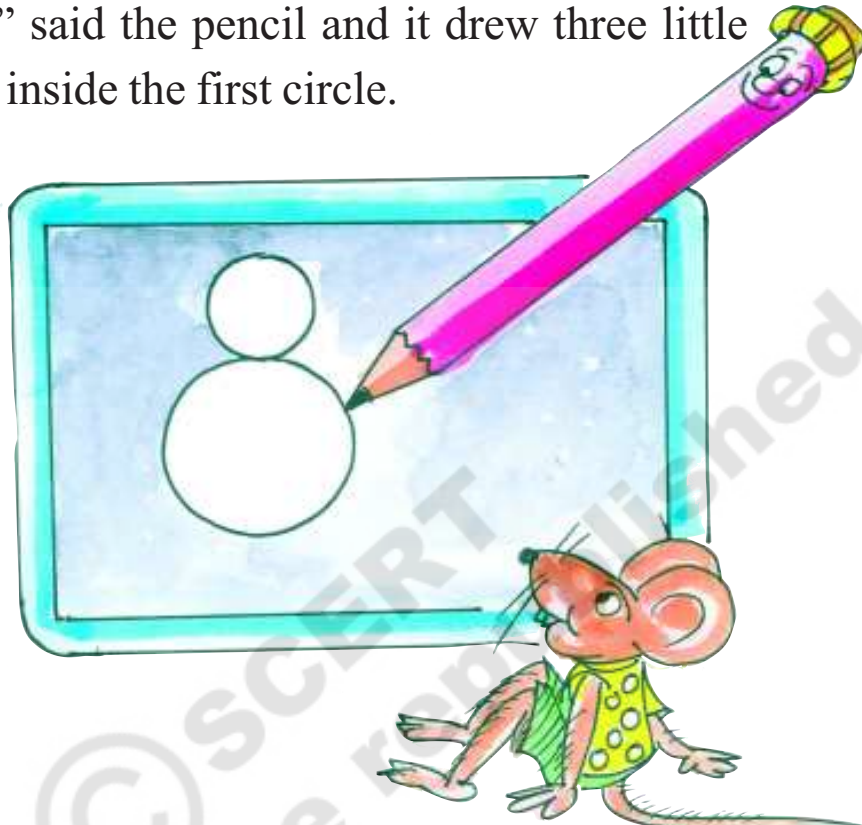


“Well, let’s call it cheese,”
said the pencil. Then it drew a
bigger circle under the first one.

Free distribution by A.P. Government




“Is that an apple?” squeaked the mouse. “Let’s call it an apple,” said the pencil and it drew three little things inside the first circle.




“Are those cucumbers?” asked the mouse, licking his lips. “I wish you’d hurry. I simply can’t wait to get my teeth into them!”

Then it began drawing some funny curved things near the second circle.

What do you think the pencil is drawing?




Free distribution by A.P. Government



The pencil drew two little triangles on the top circle.
“Oh, oh!” squeaked the mouse. “Now you have made it
like a cat! Don’t go on!”



But the pencil went on, till it had drawn long whiskers and
mouth on the top circle.




And the mouse cried out in terror, “It’s a real cat! Help!”

Free distribution by A.P. Government



A. Answer the following questions:


1. Why did the mouse run away looking at the picture?
2. If you were the mouse, what would you do?
3. If the pencil had not drawn the picture of a cat, what would have happened?



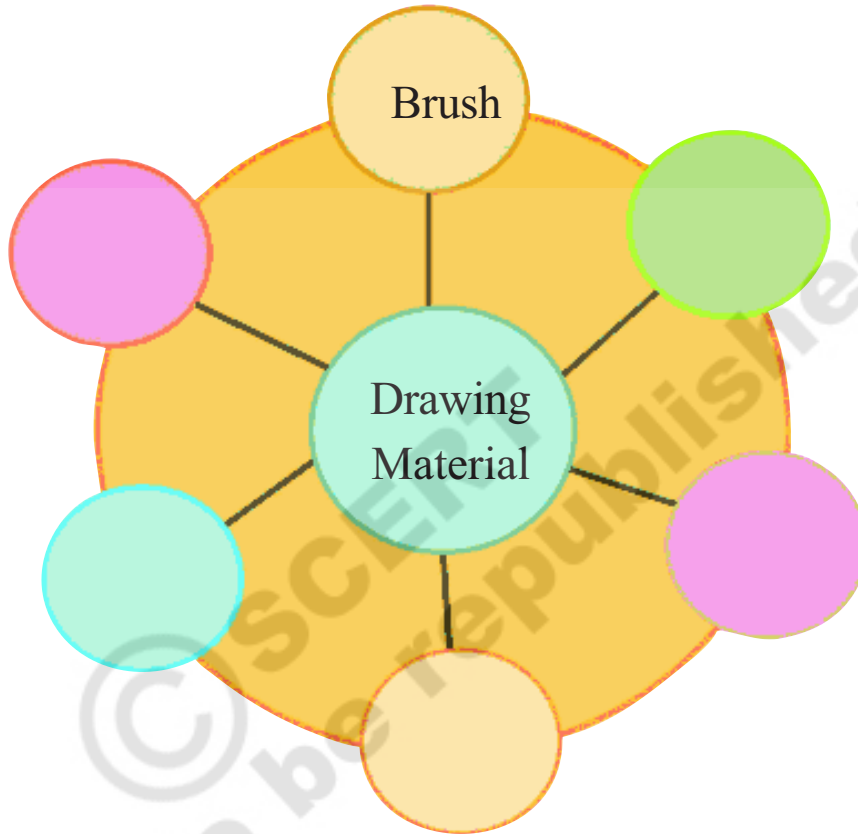
B. Write in the table given below what the mouse asked the pencil at each stage of drawing.

S.No	The pencil drew.....	The mouse asked,
1.	A big circle	“.....?”
2.	Three little circles inside a small circle.	“.....?”
3.	Funny curved things near the second circle.	“.....?”

Free distribution by A.P. Government



- C. The pencil drew a picture of a cat. If you want to draw a beautiful, colourful picture, what materials do you need? Write them. One is done for you.



- D. The little mouse was looking for **SOMETHING** to eat.

Make as many words as possible with the letters in the word, '**SOMETHING**'.



Free distribution by A.P. Government





E. Work in pairs.

The mouse asked the pencil a few questions while it was drawing. They are:

“Is that cheese?”

“Is that an apple?”

“Are those cucumbers?”

Make pairs. You and your friend are there in a pair.

You draw something in five to six steps.


Your friend will ask you questions as given above at every step.

F. Guess what the hidden thing is.



1. Play in pairs.
2. You and your friend are in a pair.
3. You hide something in your hand and ask your friend to guess what it is.
4. Your friend will ask you ‘Yes / No’ questions.
You must say just ‘Yes’ or ‘No’.
5. Your friend is allowed to ask only five questions to guess about what you have hidden to win the game.

Free distribution by A.P. Government



G. The pencil drew a lively picture of a cat. The mouse ran away looking at it. Draw your own cat and describe it.



My cat is(size)

It is(colour)

Its name

Free distribution by A.P. Government



IV.A. Listen and recite the poem.

A table and a chair


Here is a fable
Of an old table
And of a chair
Who went to a fair.
As they reached the town
The chair bought a gown
The table bought a gun
And they had a great fun.

B. Now add a few more lines about what the chair and table did.

The table and the chair



Free distribution by A.P. Government



V. Project work: My Leafy Animals.

A. Look at the pictures of different animals made using leaves. Choose the one you like and make your own animal.



Write the names of these leafy animals.



B. Now describe your 'leafy animal' mentioning the different leaves you have used for the different parts of its body.

Fun time

Read the conversation and talk about what you have understood.

Teacher : What are you drawing Anil?

Anil : It's a black cat, sir.

Teacher : But where is the cat?


Anil : It is in the dark. You can't see it.

Teacher : At least where are its eyes?

Anil : The cat's eyes are closed. It's sleeping.



Free distribution by A.P. Government



VI. *Story time.*

The lion and the mouse

Once upon a time, in a thick dreadful forest, a lion was sleeping under a tree. A cheerful mouse came there and saw the lion.

The mouse climbed onto the body of the lion and started playing. He pulled the lion's whiskers.




Free distribution by A.P. Government



Suddenly, the lion woke up and roared in anger. He caught the mouse. The mouse trembled in fear. It begged the lion to leave it. The lion took pity on it and let it go.

The mouse thanked the lion. It promised that it would help the lion in times of need. The lion laughed at the mouse.

One day a group of hunters trapped the lion. The poor lion roared for help. The mouse heard the cries and came there. It cut the net with its sharp teeth. The lion came out and they became good friends.



Free distribution by A.P. Government

