

1 Pre Mathematical Concepts

Look at the picture.





- Answer the questions orally.
- ★ What do you see in the picture? Name them?
 - ★ Where is the rat going?
 - ★ Where is the TV antenna?
 - ★ Where is the dog?
 - ★ Which bird is flying higher?
 - ★ Show the boy who is deeper in water.
 - ★ Which flower pot is having more flowers?
 - ★ Between the two standing boys, who is thin?
 - ★ Show the bigger of the two trees.

Get your pupils to observe the above picture. Help them to understand the basic concepts of fat - thin, big - small, inside - outside, above - below, more - less etc.

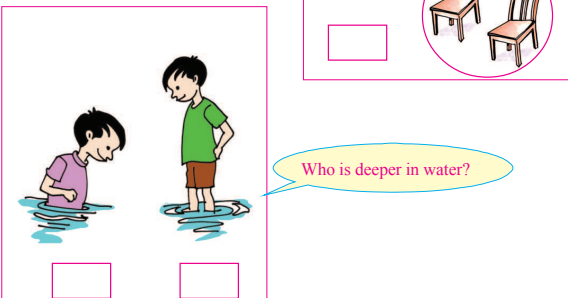

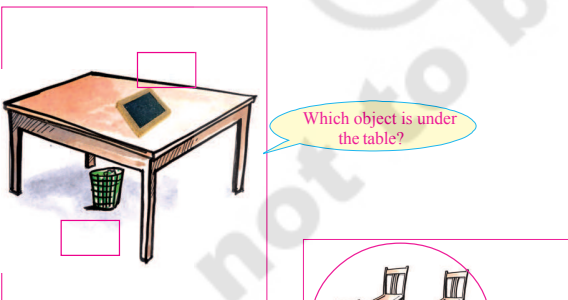
Exercise

(a) Indicate your answer by put '✓' in the .




Get your pupils to observe the pictures. Let them solve the problems by themselves as per the instructions.

Indicate your answer by put '✓' in the .




Get your pupils to observe the pictures. Let them solve the problems by themselves as per the instructions.

(b) Colour the following flowers inside with red outside with yellow.




(c) Draw a ball on each book.



(d) Look at the picture of a glass given. Draw another glass which is smaller than this one.



(e) Look at the candle given below. Draw another one which is smaller and thinner than this one.



Get your pupils to observe the pictures. Let them solve the problems by themselves as per the instructions.

(f) Draw a picture of a bat, which is bigger than the one given here.



(g) Look at the number of balloons. Draw less number of balloons.



(h) Look at the number of mangoes. Draw mangoes which are more in number.



(i) Draw a ball under the cot.



Get your pupils to observe the pictures. Let them solve the problems by themselves as per the instructions.

© SCERT
not to be republished