



UNIT - 1

TALKING TRAIN

I. *Look at the picture.*

Is there anything special about the train?



1. Name the things you see in the picture.
2. How many people are there?
3. What are the people doing?

Free distribution by A.P. Government





II. A. *Look at the picture and answer the questions.*




1. Where do you think are the people in this picture?
2. What do you think the woman on the TV is doing?

B. **Now listen to your teacher and say whether the following statements are true or false.**

Tick (✓) the statements that are true.

1. The Godavari Express was on time.
2. The correct arrival time of the train was 9 p.m.
3. The train was coming from Vijayawada.

Free distribution by A.P. Government



III. *Read the story.*

Talking train

Hello! Do you know who I am? I am a train. My name is Rail Raja. I am your friend.



I have no legs. I can move like you. I have many wheels. I run on rails. I have an engine as my face. I have boggies as my tail. I am very long. I make the sound Coo...Coo... Chuk...Chuk... I go to different places.

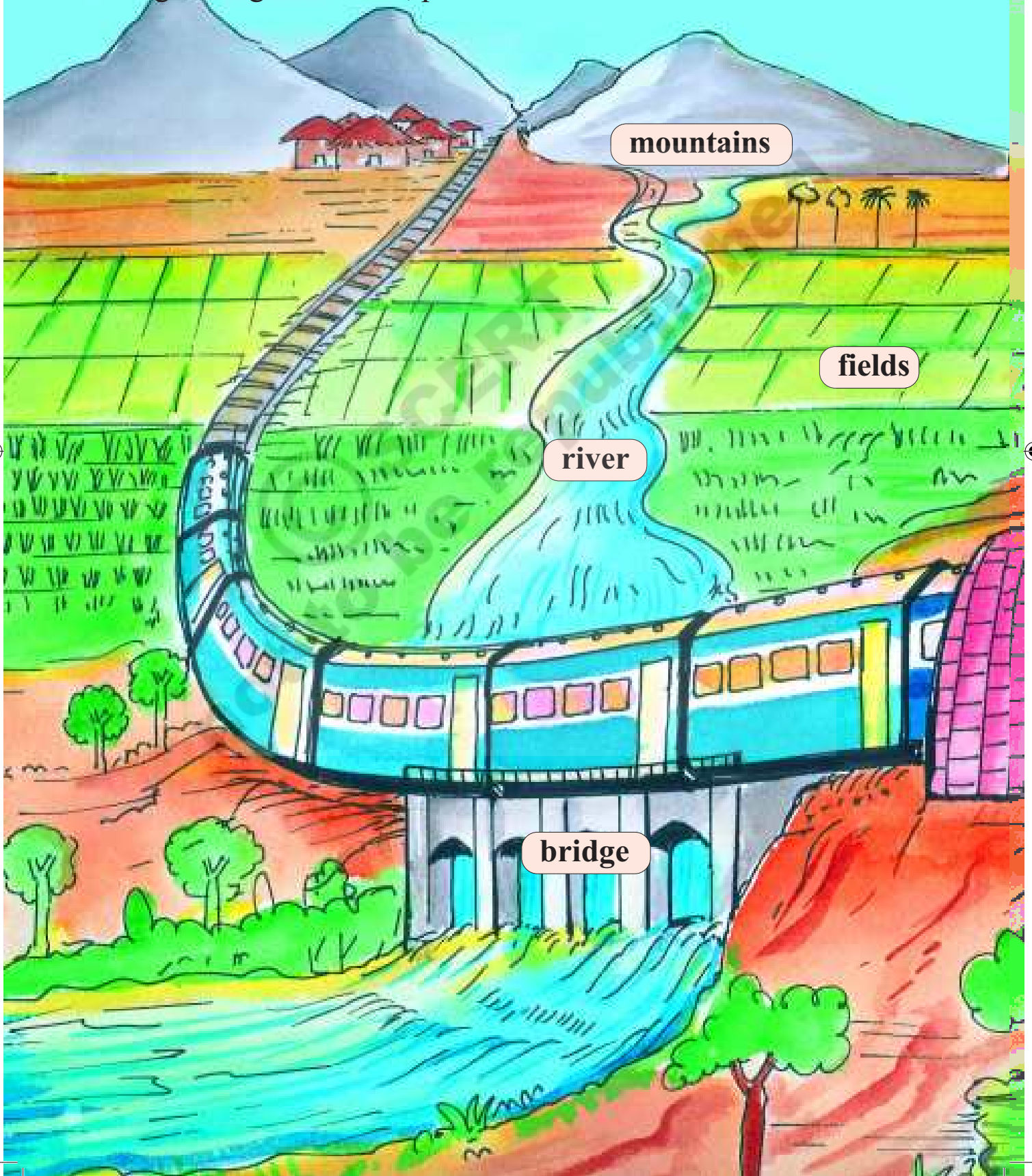
What are the different places through which a train travels?

Free distribution by A.P. Government





I go through forests and tunnels. I go over rivers and pass under bridges and move through deserts, fields and valleys. I go along mountains, ponds and lakes.




Everyone can see me – the rich and the poor, the young and the old, the healthy and the unhealthy. They are all my friends. I take them to their places.

Look! The guard is waving the green flag now.

Why does the guard wave a green or a red flag?

I am ready to leave. Hurry up! Get in. I will take you wherever you want me to take.





A. Answer the following questions.

1. Who is the speaker?
2. What do the cars of a train look like?
3. What places does Rail Raja pass through?
4. What is the most interesting thing about Rail Raja?
5. Have you ever travelled by train? If yes, which places have you visited?

B. The word unhealthy is opposite in meaning to the word healthy. As you can see we add 'un' before healthy to get the opposite of healthy.

Read the following paragraph.


Laxmi was reading a story-book sitting in a train. It was very interesting. The story was about a wise man. Just then, an old man came there. He was not able to carry his luggage. He asked Laxmi's father, "Can you please help me?" He helped the old man. The old man felt very happy.



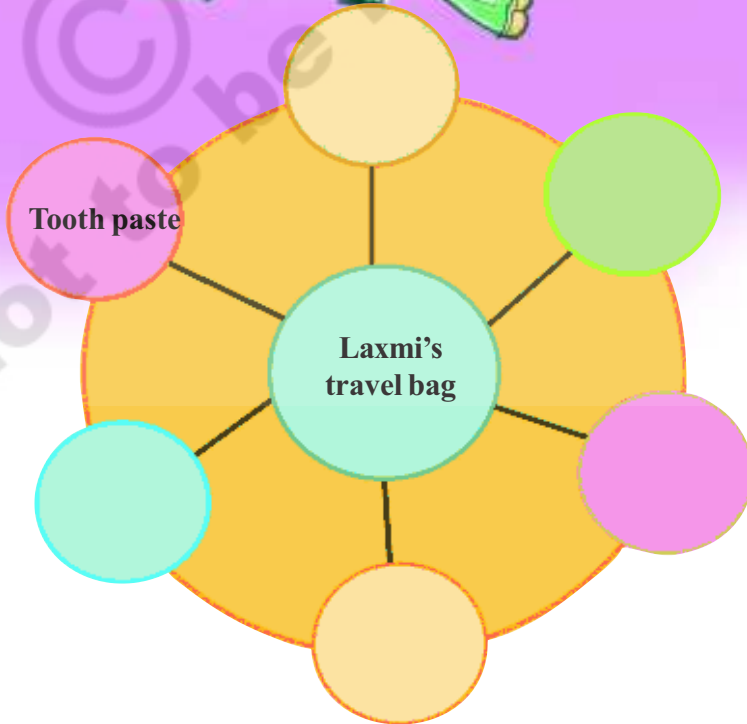
Now write the OPPOSITES of the underlined words using 'un'

Word	Opposite

Free distribution by A.P. Government



C. Laxmi is planning to go to Delhi to see her grandparents. It is a long journey. Tell her what things she should carry with her. Write them in the balloons given below. You can add more balloons if you want.



Free distribution by A.P. Government






D. Read the following.


“The train goes **through** forests and tunnels. It goes **over** rivers. It passes **under** bridges. It moves **through** deserts, fields and valleys. It goes **along** mountains, ponds and lakes.”

Here the words – **through**, **over**, **under**, and **along** are used to show the movement of the train.

E. Look how these words are used in the following situations.




Free distribution by A.P. Government





2

The bus is going **through** the forest.




3

The train is passing **on** the bridge.
The river is flowing **under** the bridge.

Free distribution by A.P. Government




F. Look at the pictures and say how the rat escaped from the cat.



You may begin like this:

One day a cat saw a mouse. It jumped at it. The mouse was scared. It started running. First it went.....

Free distribution by A.P. Government



G. Laxmi is on the train with her parents. She has many questions in her mind. She starts talking to her father.

Complete the conversation between Laxmi and her father.

Role play it.

Laxmi: When will we reach Delhi, dad?

Father: _____

Laxmi: _____? I am hungry.

H. Rail Raja describes himself as follows.

I am a train. I have many wheels. I run on rails. I carry people and their goods to their places. I am very long.

Imagine you are another vehicle. Write about yourself.

I am _____

I. Try to say it fast:

“Upper roller lower roller

Upper roller lower roller”



Free distribution by A.P. Government






IV.A. *Sing the following song.*


Kids Train

Here comes the train
Blowing the whistle
Toot toot toot
Get into it
Only when it stops.



The guard Johnson
Waves the green flag
Move aside move aside
The train starts again
Chuk chuk chuk.

Free distribution by A.P. Government



B. Write a song about the bus.

Here comes the bus



Here comes the bus

Free distribution by A.P. Government

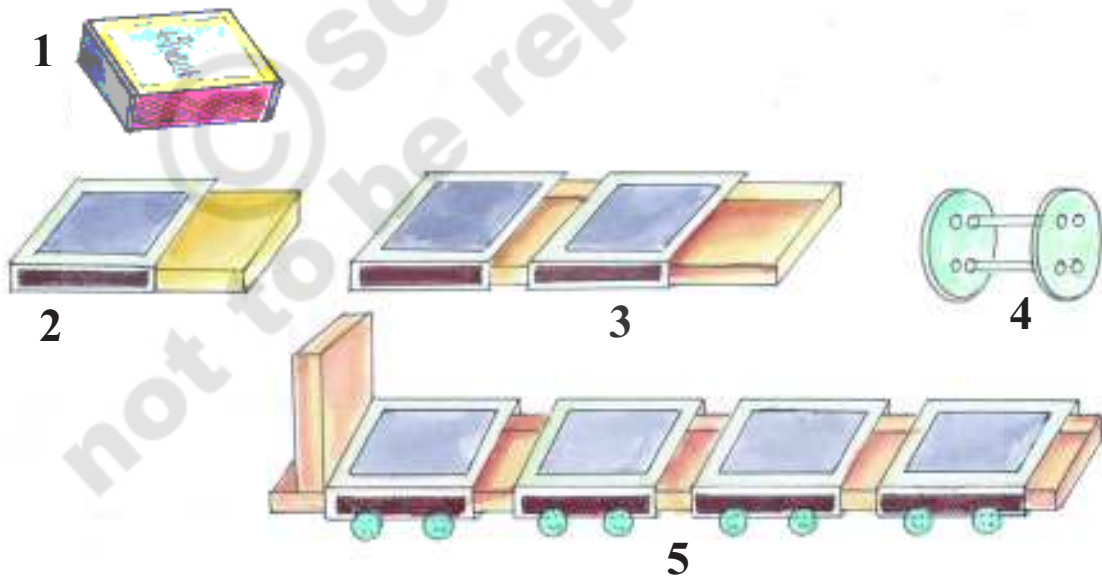




V. A. **Project work: My Train**

The following steps will help you in making a match box train.


1. Take some match boxes.
2. Pull out the drawers a little from the boxes.
3. Insert the drawer of one box into the other.
4. You can use buttons/lids of cool drink bottles as wheels.
5. The match box train is ready.



B. **Work in groups.**

Tell others in the group how you made the match box train and how you will make it more beautiful.

Free distribution by A.P. Government



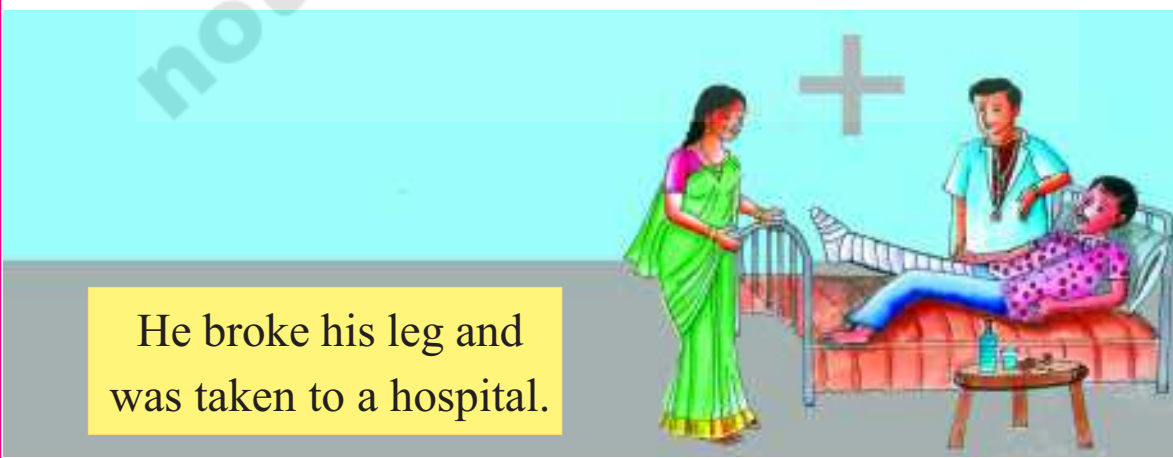
VI. Story time.**Be careful!**

One day Raju was late to the station.




He tried to catch the running train.

But, unfortunately, he missed the train and fell on the platform.



He broke his leg and was taken to a hospital.


Free distribution by A.P. Government



UNIT - 2

THE LITTLE RED HEN

1. *Look at the picture.*



What are the different people doing in the picture?

Free distribution by A.P. Government

